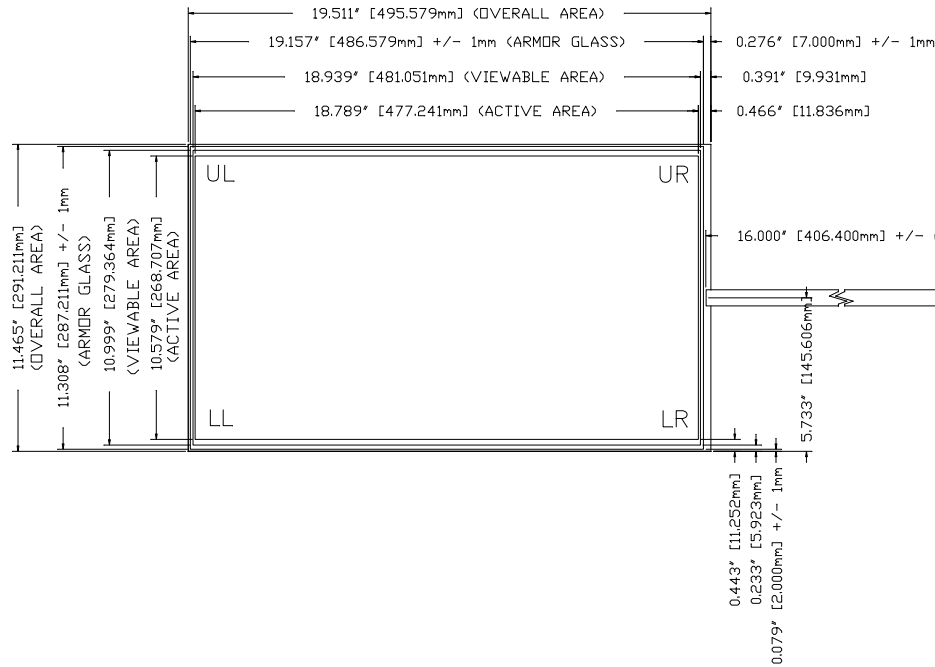


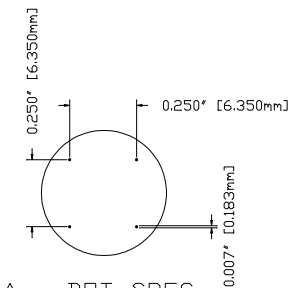
THIS DRAWING AND ALL INFORMATION CONTAINED HEREIN IS THE SOLE PROPERTY OF A D METRO. IT IS TO BE USED ONLY FOR THE PROJECT AND PURPOSE SPECIFICALLY IDENTIFIED HEREIN. ANY REUSE OR MODIFICATION OF THIS DRAWING WITHOUT THE WRITTEN PERMISSION OF A D METRO IS STRICTLY PROHIBITED.

REVISIONS			
LET	DESCRIPTION	DATE	BY
A	INITIAL RELEASE	04-24-15	DZ

FRONT VIEW  
SCALE 1:2



PIN	X1
1	LL
2	UL
3	SENSE
4	LR
5	UR

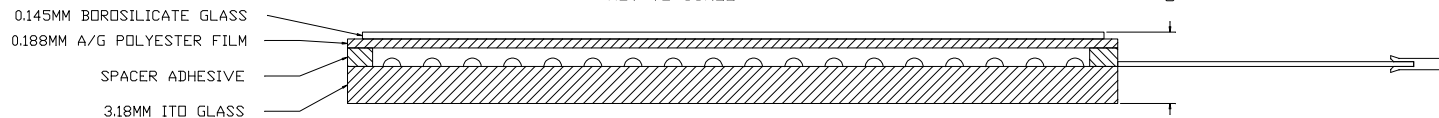


DETAIL A - DOT SPEC  
SCALE 5:1

NOTES:

1. SUBSTRATE: 3.18MM ITO GLASS.
2. ALL DIMENSIONS IN INCHES [MILLIMETERS].
3. SAFETY SEAM ON ALL EDGES.
4. CABLE: 5-PIN FFC TYPE.
5. CONNECTOR: AMP TYPE WITH 0.1" [2.54MM] CENTERS, NON LATCHING, PART NUMBER 487378-4 OR EQUIVALENT.
6. TOUCH SCREEN TO BE ACTIVATED WITHIN ACTIVE AREA ONLY. NON-ACTIVE AREA MUST HAVE SCREENED ON DIELECTRIC AND NO CONDENSED DOTS. VIEWABLE AREA MUST BE TRANSPARENT WITH NO SILVER TRACES VISIBLE.
7. TOTAL SENSOR THICKNESS: 0.144" [3.650MM].
8. LINEARITY PATTERN: PEPPER.

SIDE VIEW  
NOT TO SCALE



		A D METRO - 1385 PARADE DR - OTTAWA, ONTARIO	
		<h3>AD21.5ULTRA</h3>	
TOLERANCING UNLESS OTHERWISE SPECIFIED DECIMAL ANGLES DECIMAL DEGREES	DRAWN BY: DZ DATE: 04-24-15 PROJ. PART. NO.	PROJECT/ORDER NO.: PART. NO.:	FINAL SCALE: SHEET 1 OF 1 SHEETS
DO NOT SCALE DRAWING		3A99410-A04	