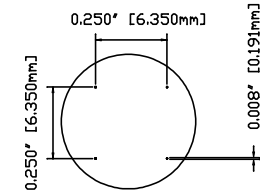
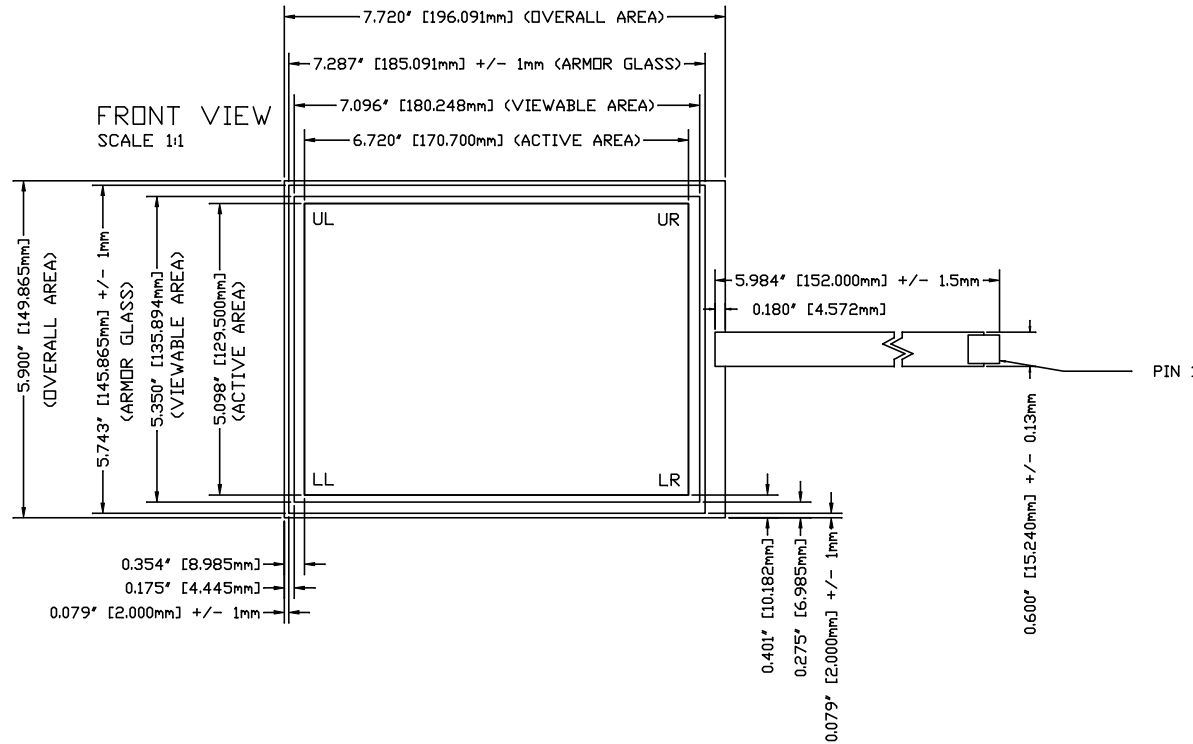


REVISIONS			
LET	DESCRIPTION	DATE	BY
A	INITIAL RELEASE	10-15-09	DZ
B	CHANGE DRAWING STYLE	12-24-09	DZ
C	MOD VA/CABLE DIMS, TOLERANCES	04-04-13	DZ

PIN	X1
1	LL
2	UL
3	SENSE
4	LR
5	UR

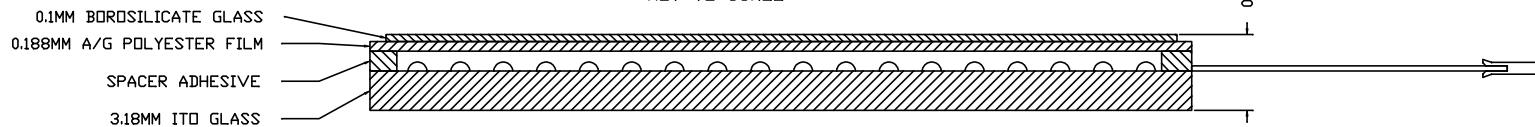


DETAIL A - DOT SPEC  
SCALE 5:1

NOTES:

1. SUBSTRATE: 3.18MM ITO GLASS
2. ALL DIMENSIONS IN INCHES [MILLIMETERS]
3. SAFETY SEAM ON ALL EDGES
4. CABLE: 5-PIN FFC TYPE
5. CONNECTOR: AMP TYPE WITH 0.1" [2.54MM] CENTERS, NON LATCHING, PART NUMBER 487378-4 OR EQUIVALENT.
6. TOUCH SCREEN TO BE ACTIVATED WITHIN ACTIVE AREA ONLY. NON-ACTIVE AREA MUST HAVE SCREENED ON DIELECTRIC. VIEWABLE AREA MUST BE TRANSPARENT WITH NO LINEARITY PATTERN VISIBLE.
7. TOTAL SENSOR THICKNESS: 0.142" [3.600MM].
8. LINEARITY PATTERN: PEPPER.

SIDE VIEW  
NOT TO SCALE



ADmetro A 9 METRO - 1881 PAVENIST ST - OTTAWA, ONTARIO

AD8.4ULTRA

TOLERANCING UNLESS OTHERWISE SPECIFIED DIM 04-04-13 PROJCT NAME	DRAWN BY: DZ PROJECT PART No. 3A99231	REVISED SCALE SHEET 1 OF 1
---	--	-------------------------------