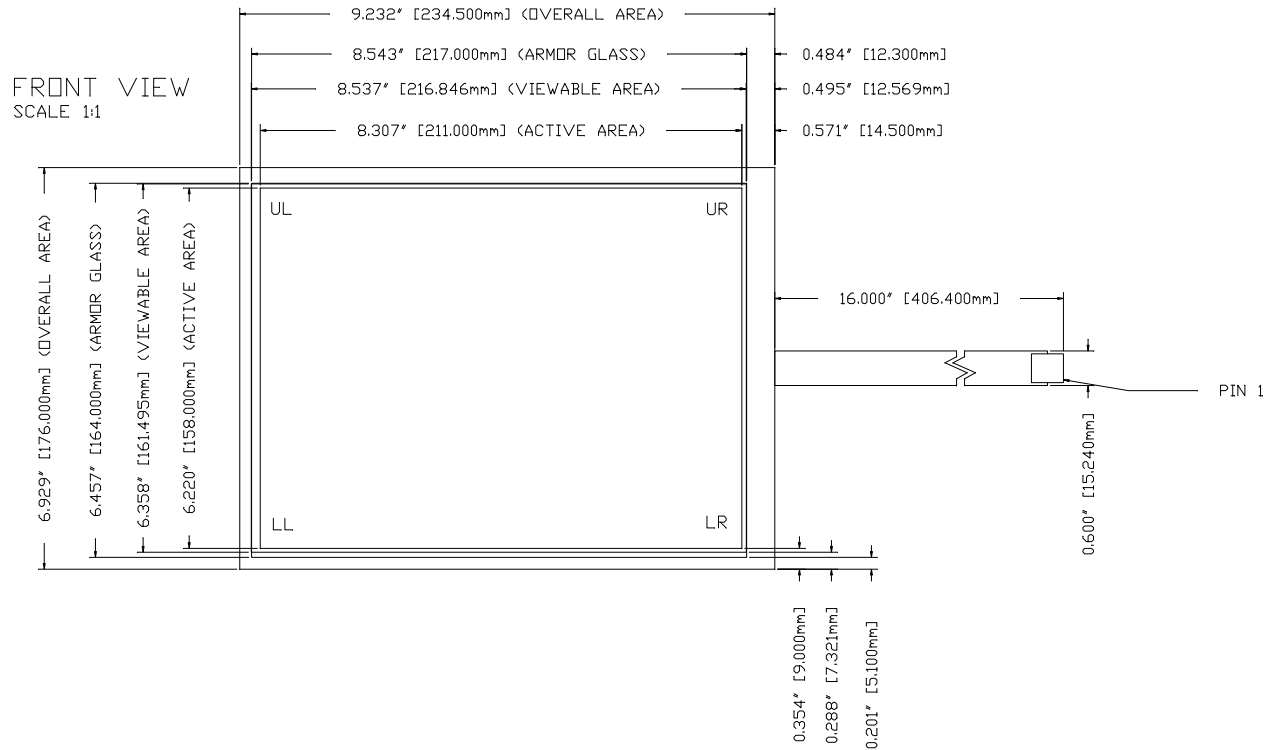
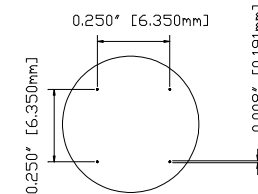


THIS DRAWING IS THE PROPERTY OF A D METRO. IT IS TO BE USED ONLY FOR THE PROJECT AND SHEET SPECIFICALLY IDENTIFIED HEREON. IT IS NOT TO BE REPRODUCED, COPIED, OR TRANSMITTED IN ANY FORM OR BY ANY MEANS, ELECTRONIC OR MECHANICAL, INCLUDING PHOTOCOPYING, RECORDING, OR BY ANY INFORMATION STORAGE AND RETRIEVAL SYSTEM, WITHOUT THE WRITTEN PERMISSION OF A D METRO.

REVISIONS			
LET	DESCRIPTION	DATE	BY
A	INITIAL RELEASE	04-30-08	DZ
B	CHANGE DRAWING STYLE	12-23-09	DZ



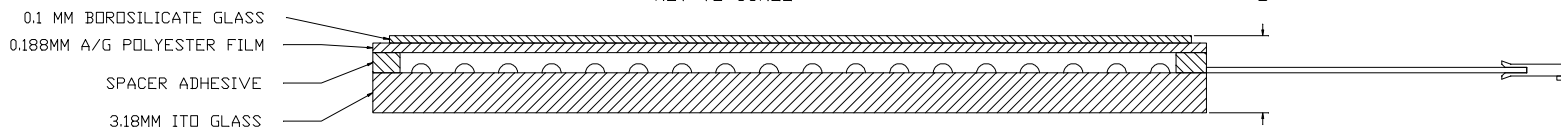
PIN	X1
1	LL
2	UL
3	SENSE
4	LR
5	UR



**NOTES:**

1. SUBSTRATE: 3.18MM ITO GLASS
2. ALL DIMENSIONS IN INCHES [MILLIMETERS]
3. SAFETY SEAM ON ALL EDGES
4. CABLE: 5-PIN FFC TYPE
5. CONNECTOR: AMP TYPE WITH 0.1" [2.54MM] CENTERS, NON LATCHING, PART NUMBER 487378-4
6. TOUCH SCREEN TO BE ACTIVATED WITHIN ACTIVE AREA ONLY. AREA BETWEEN ACTIVE AND VIEWABLE AREAS MUST HAVE A SCREENED ON DIELECTRIC.
7. TOTAL SENSOR THICKNESS: 0.142" [3.600MM].
8. LINEARITY PATTERN: PEPPER.

**SIDE VIEW**  
NOT TO SCALE



		A D METRO - 1181 PAVESIDE ST - OTTAWA, ONTARIO	
<b>AD10.4ULTRA</b>			
TOLERANCING UNLESS OTHERWISE SPECIFIED XXX ABS HOLEL HDP	DRAWN BY: DZ DATE: 12-23-09	PROJECT/SHEET No. ---	SCALE: SCALE SHEET: 1 SHEETS: 1
PROJECT NAME		PART No.	3A99211

DO NOT SCALE DRAWING