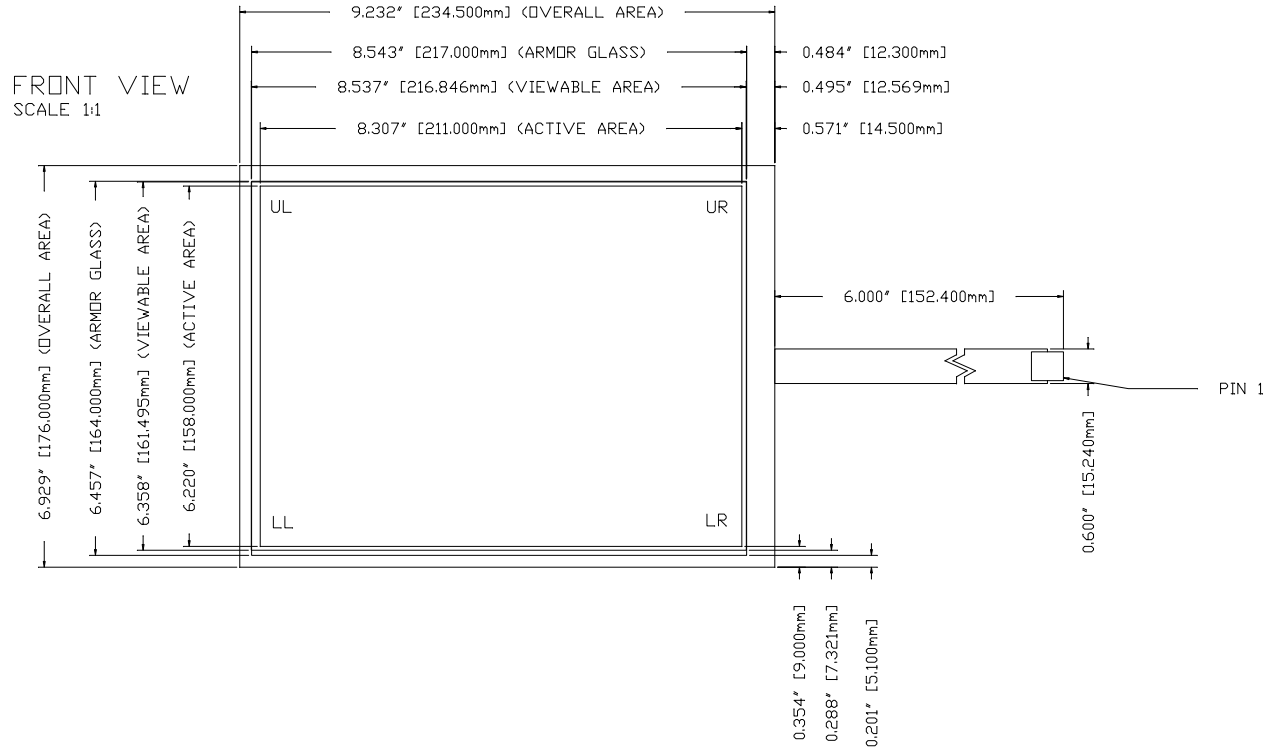
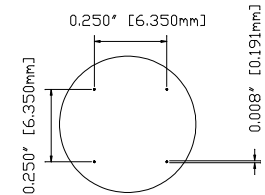


THIS DRAWING IS THE PROPERTY OF A D METRO. IT IS TO BE USED ONLY FOR THE PROJECT AND SHEET SPECIFICALLY IDENTIFIED HEREON. ANY REUSE OR MODIFICATION OF THIS DRAWING WITHOUT THE WRITTEN PERMISSION OF A D METRO IS STRICTLY PROHIBITED.

REVISIONS			
LET	DESCRIPTION	DATE	BY
A	INITIAL RELEASE	12-23-09	DZ



PIN	X1
1	LL
2	UL
3	SENSE
4	LR
5	UR




DETAIL A - DOT SPEC  
SCALE 5:1

NOTES:

1. SUBSTRATE: 3.18MM ITO GLASS
2. ALL DIMENSIONS IN INCHES [MILLIMETERS]
3. SAFETY SEAM ON ALL EDGES
4. CABLE: 5-PIN FFC TYPE
5. CONNECTOR: AMP TYPE WITH 0.1" [2.54MM] CENTERS, NON LATCHING, PART NUMBER 487378-4
6. TOUCH SCREEN TO BE ACTIVATED WITHIN ACTIVE AREA ONLY. AREA BETWEEN ACTIVE AND VIEWABLE AREAS MUST HAVE A SCREENED ON DIELECTRIC.
7. TOTAL SENSOR THICKNESS: 0.276" [7.000MM].
8. LINEARITY PATTERN: PEPPER.

SIDE VIEW  
NOT TO SCALE



		A D METRO - 1181 PAVESON ST - OTTAWA, ONTARIO	
<h3>AD10.4ULTRA</h3>			
TOLERANCING UNLESS OTHERWISE SPECIFIED XXX ABS HOLEY HDP	DRAWN BY: DJZ DATE: 12-23-09	PROJECT/SHEET No. --- SHEET 1 OF 1	SCALE: SCALE SHEETS: 1
PROJECT NAME:		PART NO.: 3A99210-C3	

DO NOT SCALE DRAWING